

# 460DFMSC-N700

## Connect Siemens S7 PLCs to DF1 PLCs

### FEATURES

- Support for PLC5, SLC and MicroLogix PLCs
- Connect up to 32 DF1 serial devices
- Supports connections to five Siemens S7 PLCs
- Up to 150 read and 150 write requests per connection
- Effortless Browser Based Configuration, no programming software is required
- Simple data translation allows you to manipulate data as it passes between protocols
- Guaranteed Stock
- 5-Year Hardware Warranty

### Map Your Legacy PLC Data Tables into Your Siemens S7 PLCs

You can now map your legacy serial PLCs data tables over to your Siemens S7 PLCs! Any of your old serial PLCs like the PLC5, SLC, or MicroLogix can now provide data to S7 PLCs.

It's the perfect tool to keep those old legacy PLCs from the scrap pile.

### How Do I Use the 460DFMSC-N700 in My Application?

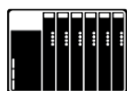
For most applications, the mapping is very straightforward. PLC data table values like N7:200 and F9:1 are mapped directly into your Q and I addresses in your Siemens S7 PLCs.

No message instructions and no ladder to alter in many cases.


### Why Use Real Time Automation as a Gateway Supplier?

While there are certainly other companies offering protocol gateways, there is no one who provides the level of support and service that you receive from RTA.

When you call, a live person answers the phone. When you talk with sales, you will get honest answers and recommendations. When you get support, it is from an engineer who had a hand in the product's development, and support doesn't require a ticket or 24-hour wait.



**DF1 Slave Devices**



**460DFMSC-N700**

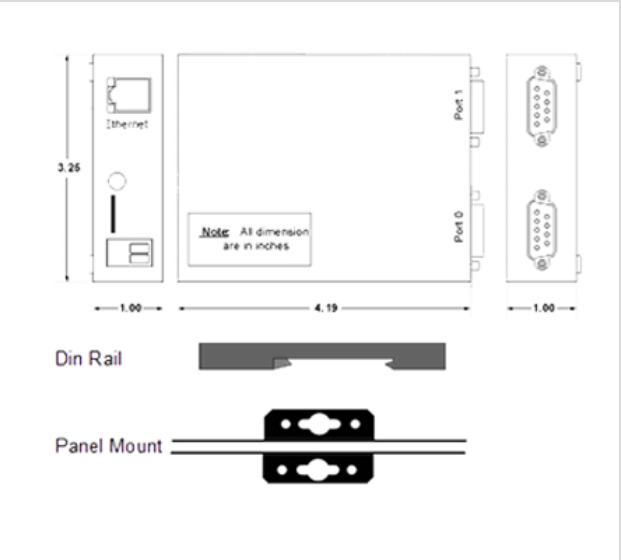


**S7 Server**

**A Solution, A Philosophy, the RTA Way.** We understand the long hours spent on a factory floor and the pressure to keep a line running and product flowing. That's how Real Time Automation came to be. You want easy-to-use solutions where the hardest part is to open the box. You need customer support second to none. If you get all that and a fun customer experience all the better. Thirty years later, our mission remains the same: **To move your data where you need it, when you need it, and how you need it.**

<b>DF1 Master</b>	
Operation Mode	DF1 Master Full Duplex and DF1 Master Half Duplex
PLCs Supported	MicroLogix 1000, SLC 5/03 5/04 5/05, most PLC5s
Maximum number of Devices supported	1 in Full Duplex Mode, 32 in Half Duplex
Data Type Supported	100 Integers or 100 Binaries, or 50 floats, 82 character string per Scan line
Scan Lines	100 input / 100 output
Physical Connections	RS-485 and RS-232
<b>S7 Client</b>	
PLC Support	S7 300/400/1200/1500
Maximum Number of PLCs Supported	5
Maximum Number of Inputs/Outputs per PLC	150
Maximum Number of Bytes per Scan Line	400
Memory Area Access	Input (I), Output (Q), and Data Block( DB)
Supported Data Types	8 Bit Int, 16 Bit Int, 32 Bit Int, 32 Bit Float, Bool and Char Array
<b>INCLUDED WITH GATEWAY</b>	
3' power cable with flying leads	5-year hardware warranty
IPSetup software – automatically locates RTA gateway on the network	Unlimited firmware feature upgrades for life
CAT5 crossover cable for direct connection to PC during programming	Complete, unlimited access to our industry leading support staff
Optional: Generic 1761-CBL-PM02 Cable	Optional: NULL Modem Cable

<b>ELECTRICAL / ENVIRONMENTAL</b>	
DC Input Voltage	12-24 VDC
Maximum Baud Rate	115K baud
Operating Temperature	-40 C to 85 C
Certification	RoHS-Compliant, UL, CUL, CE Approvals
<b>ENCLOSURE / HARDWARE</b>	
Size	4.19" x 3.25" x 1"
Weight	6.5 oz
Enclosure Type	Anodized Aluminum
Mounting	Din rail or panel mount
LEDs	Power LED, Ethernet link/data LED, & Ethernet speed LED
<b>GATEWAY FEATURES &amp; FUNCTIONS</b>	
Alarming	Set <, <=, >, >=, ==, !=, and change-of-state rules on any data moving through the gateway. If alarm rule is triggered an email notification can be sent.
Gateway Security	You can configure up to 9 different users access to diagnostic and configuration screens.
Translation Table	Allows for data manipulation during protocol translation. Scaling and other data format changes can occur in the gateway.
Status and Counters	Protocol specific status, counters, and error messages are accessible within the gateway's diagnostics page. They can also be delivered to a connected device.
Diagnostic Logging Page	Allows users to see and log start up sequences, protocol specific messages & error messages.



**NOT EXACTLY WHAT YOU WERE LOOKING FOR?**  
 Real Time Automation offers a full line of gateway products. Give us a call at 1-800-249-1612. Or, check out a listing at [www.rtautomation.com/products](http://www.rtautomation.com/products). We also offer customizations for unique applications.

CATALOG #	DESCRIPTION
460DFMSC-N700	Connect up to five Siemens S7 PLCs with up to 32 DF1 slaves



Made in the  
**U.S.A.**

Always In  
**Stock**

Ready to  
**Ship**

Expert  
**Support**