

EtherNet/IP to Modbus RTU Master

FEATURES

- Fully configurable EtherNet/IP adapter
- Supports up To 480 bytes of input and 480 bytes of output data
- Fully configurable Modbus RTU slave
- Move up to 100 groups of 512 contiguous coils or 512 contiguous registers to or from your Modbus RTU master
- Effortless Browser Based Configuration, no programming software is required
- Simple data translation allows you to manipulate data as it passes between protocols
- Guaranteed Stock
- 5-Year Hardware Warranty

Connect a Modbus RTU Controller to an EtherNet/IP PLC

The 460ESMRS allows you to connect a Modbus RTU master to an EtherNet/IP controller. It's the perfect solution to integrate legacy Modbus controllers and utilize new cost effect Modbus controllers in your EtherNet/IP architecture.

Best of all, the product is made in the USA, is always in stock, and comes with 5-year warranty.

How Do I Use the 460ESMRS-N2E in My Application?

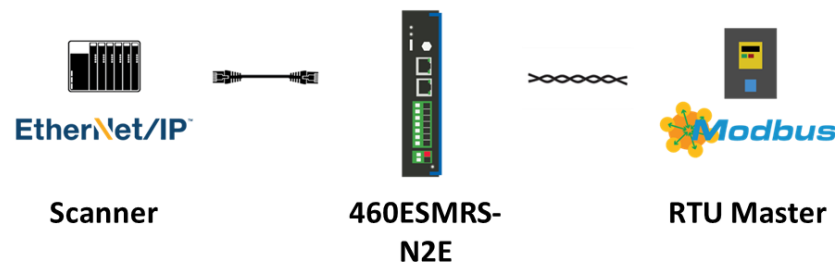
The mapping is very straightforward. Modbus register and coil data is mapped to EtherNet/IP IO blocks. Up to 480 bytes of data can be mapped in each direction between the protocols.

It really is that simple.

Why Use Real Time Automation as a Gateway Supplier?

While there are certainly other companies offering protocol gateways, there is no one who provides the level of support and service that you receive from RTA.

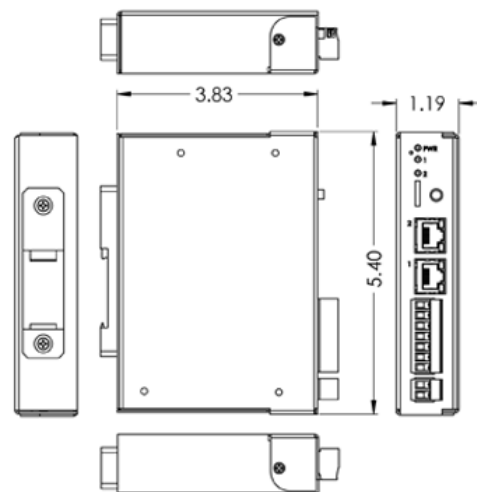
When you call, a live person answers the phone. When you talk with sales, you will get honest answers and recommendations. When you get support, it is from an engineer who had a hand in the product's development, and support doesn't require a ticket or 24-hour wait.



A Solution, A Philosophy, the RTA Way. We understand the long hours spent on a factory floor and the pressure to keep a line running and product flowing. That's how Real Time Automation came to be. You want easy-to-use solutions where the hardest part is to open the box. You need customer support second to none. If you get all that and a fun customer experience all the better. Thirty years later, our mission remains the same: **To move your data where you need it, when you need it, and how you need it.**

EtherNet/IP Adapter	
Operation Mode	Class 1 I/O Adapter
Message Support	Implicit Class 1 Cyclic I/O, Explicit Class 3 and UCMM Supported
Data Types	BIT8, 16 & 32; INT8, 16, 32 & 64; UINT8, 16, 32 & 64; Float & Double
Maximum EtherNet/IP Scanner Devices	Up to 10 can listen, only 1 can write I/O
Maximum Data Supported	Up to 480 bytes in each direction
Maximum IO Scan Rate	20 msec
Modbus RTU Slave	
Operation Mode	Modbus RTU Slave
Function Codes Supported	1,2,3,4,5,6, 15 & 16
Swapping	Byte and Word Swapping
Maximum Modbus RTU Master Connections	1
Contiguous Data Areas	200 Total - 100 reads & 100 writes
Data Area Limits	512 Contiguous Coils or 512 Contiguous Registers
INCLUDED WITH GATEWAY	
3' power cable with flying leads	5-year hardware warranty
IPSetup software – automatically locates RTA gateway on the network	Unlimited firmware feature upgrades for life
CAT5 crossover cable for direct connection to PC during programming	Complete, unlimited access to our industry leading support staff
Manual	


ELECTRICAL / ENVIRONMENTAL	
DC Input Voltage	12-24 VDC
Maximum Baud Rate	115K baud
Operating Temperature	-40 C to 85 C
Certification	RoHS-Compliant, UL, CUL, CE Approvals, Class I Div 2
ENCLOSURE / HARDWARE	
Size	5.40" x 3.83" x 1.19"
Weight	7.6 oz
Enclosure Type	Anodized Aluminum
Mounting	Din rail or panel mount
LEDs	Power LED & 2 general purpose LEDs on side
GATEWAY FEATURES & FUNCTIONS	
Alarming	Set <, <=, >, >=, ==, !=, and change-of-state rules on any data moving through the gateway. If alarm rule is triggered an email notification can be sent.
Gateway Security	You can configure up to 9 different users access to diagnostic and configuration screens.
Translation Table	Allows for data manipulation during protocol translation. Scaling and other data format changes can occur in the gateway.
Status and Counters	Protocol specific status, counters, and error messages are accessible within the gateway's diagnostics page. They can also be delivered to a connected device.
Diagnostic Logging Page	Allows users to see and log start up sequences, protocol specific messages & error messages.



NOT EXACTLY WHAT YOU WERE LOOKING FOR?
 Real Time Automation offers a full line of gateway products. Give us a call at 1-800-249-1612. Or, check out a listing at www.rtautomation.com/products. We also offer customizations for unique applications.

CATALOG #	DESCRIPTION
460ESMRS-N2E	Connects an EtherNet/IP scanner with a Modbus RTU master



Made in the
U.S.A. 

Always In
Stock 

Ready to
Ship 

Expert
Support 