

Connect a DF1 Devices to a PROFIBUS Master

FEATURES

- Fully configurable PROFIBUS slave
- Supports 244 bytes of data in each direction on PROFIBUS DP
- Support for PLC5, SLC and MicroLogix PLCs
- Connect up to 32 DF1 serial devices
- Effortless Browser Based Configuration, no programming software is required
- Simple data translation allows you to manipulate data as it passes between protocols
- 5-Year Hardware Warranty

Make Your Serial PLC5, SLC, or MicroLogix PLC Appear as a PROFIBUS Slave Device

Your legacy Allen-Bradley serial PLC can now be a PROFIBUS slave device on a PROFIBUS network.

It's the perfect tool to save legacy PLCs from the scrap pile and get data from PLC5s, SLCs, and MicroLogix into a PROFIBUS controller device.

How Do I Use the 460PBSDFM-N70PB in My Application?

For most applications, the mapping is very straightforward. Files in the PLC's data tables like N7:200 are mapped to user-defined locations in PROFIBUS slots. Data transfer is bidirectional.

For a data reporting application, there will be no alterations needed in the configuration of the DF1 PLCs.


Why Use Real Time Automation as a Gateway Supplier?

While there are certainly other companies offering protocol gateways, there is no one who provides the level of support and service that you receive from RTA.


When you call, a live person answers the phone. When you talk with sales, you will get honest answers and recommendations. When you get support, it is from an engineer who had a hand in the product's development, and support doesn't require a ticket or 24-hour wait.



Master



460PBSDFM-N70PB



DF1 Slave Devices

A Solution, A Philosophy, the RTA Way. We understand the long hours spent on a factory floor and the pressure to keep a line running and product flowing. That's how Real Time Automation came to be. You want easy-to-use solutions where the hardest part is to open the box. You need customer support second to none. If you get all that and a fun customer experience all the better. Thirty years later, our mission remains the same: **To move your data where you need it, when you need it, and how you need it.**

PROFIBUS SLAVE FEATURES

Maximum Number of Slots	10 Slots in, 10 Slots out
Slot Data Segment Sizes	2, 4, 8, 16, 24, 32 Bytes
Each Slot Can be Defined for a Single Data Type of	Int8, int16, int32, int64, UInt8, UInt16, UInt32, UInt64, float, double, binary8, binary16 or binary32, Short String
Total Data Supported	244 Bytes in each direction
Maximum Profibus DP Controller Connections	1
Baud Rates Supported	Autobaud (9600, 19.2K, 45.45K, 93.75K, 187.5K, 500K, 1.5M, 3M, 6M, 12M bits per second)

DF1 MASTER FEATURES

Operation Mode	DF1 Master Full Duplex and DF1 Master Half Duplex
PLCs Supported	MicroLogix 1000, SLC 5/03 5/04 5/05, most PLC5s
Maximum number of Devices supported	1 in Full Duplex Mode, 32 in Half Duplex
Data Type Supported	100 Integers or 100 Binaries, or 50 floats, 82 character string per Scan line
Scan Lines	100 input / 100 output
Physical Connections	RS-485 and RS-232

INCLUDED WITH GATEWAY

3' power cable with flying leads	5-year hardware warranty
IPSetup software - automatically locates RTA gateway on the network	Unlimited firmware feature upgrades for life
CAT5 crossover cable for direct connection to PC during programming	Complete, unlimited access to our industry leading support staff
Optional: Generic 1761-CBL-PM02 Cable	Optional: NULL Modem Cable

ELECTRICAL / ENVIRONMENTAL

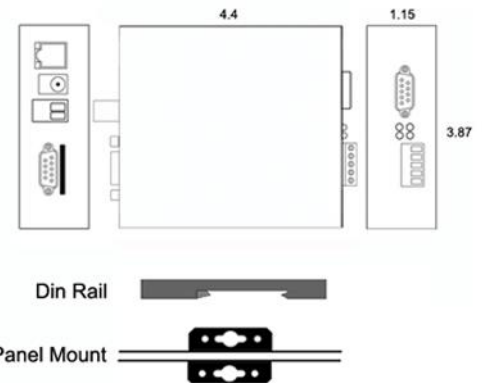
DC Input Voltage	8 VDC @ 230mA to 28 VDC @ 80 mA
Maximum Baud Rate	115K baud
Operating Temperature	-40 C to 85 C
Certification	RoHS-Compliant, UL, CUL, CE Approvals

ENCLOSURE / HARDWARE

Size	4.4" x 3.87" x 1.15"
Weight	8.5 oz
Enclosure Type	Anodized Aluminum
Mounting	Din rail or panel mount
LEDs	Ethernet link/data LED, Ethernet speed LED, power LED, & 2 general purpose LEDs on side

GATEWAY FEATURES & FUNCTIONS

Alarming	Set <, <=, >, >=, ==, !=, and change-of-state rules on any data moving through the gateway. If alarm rule is triggered an email notification can be sent.
Gateway Security	You can configure up to 9 different users access to diagnostic and configuration screens.
Translation Table	Allows for data manipulation during protocol translation. Scaling and other data format changes can occur in the gateway.
Status and Counters	Protocol specific status, counters, and error messages are accessible within the gateway's diagnostics page. They can also be delivered to a connected device.
Diagnostic Logging Page	Allows users to see and log start up sequences, protocol specific messages & error messages.

**NOT EXACTLY WHAT YOU WERE LOOKING FOR?**

Real Time Automation offers a full line of gateway products. Give us a call at 1-800-249-1612. Or, check out a listing at www.rtautomation.com/products. We also offer customizations for unique applications.

CATALOG #	DESCRIPTION
460PBSDFM-N70PB	Connects a PROFIBUS DP controller with as many as 32 DF1 slaves

